

A Parent's Guide to iPad eSafety

Communication in an interconnected world

Communication is now embedded into modern devices, from smartphones to iPods, iPads, Macs, PS3s and PCs. Are you aware of the benefits and dangers and how to tell whether your child is using the technology safely?

WHILST THIS HELPSHEET FOCUSES ON THE iPad, ALL COMPUTERS NOW HAVE SOME OF THE TECHNOLOGIES WE WILL DISCUSS. SETTING YOUR HOME BROADBAND FILTERING IS A VITAL STEP TO MAKING SURE THAT YOUR CHILD IS SAFE EVERYWHERE AT HOME.

WE ALSO STRONGLY RECOMMEND THAT ALL ELECTRONIC COMMUNICATION DEVICES ARE REMOVED FROM STUDENTS' BEDROOMS AT NIGHT.

Communication tools can be used in amazing ways to assist your child's learning, from FaceTime chats over Maths homework to iMessage to remind a student about a sports match.

Unfortunately, as with conversations in playgrounds and in town, some students will use the opportunity to discuss inappropriate topics or to bully other students.

With photos and videos, this has now extended to sharing images that can, unfortunately, extend to offensive or even illegal. Do you look at your child's messaging programs to see what they are sharing?

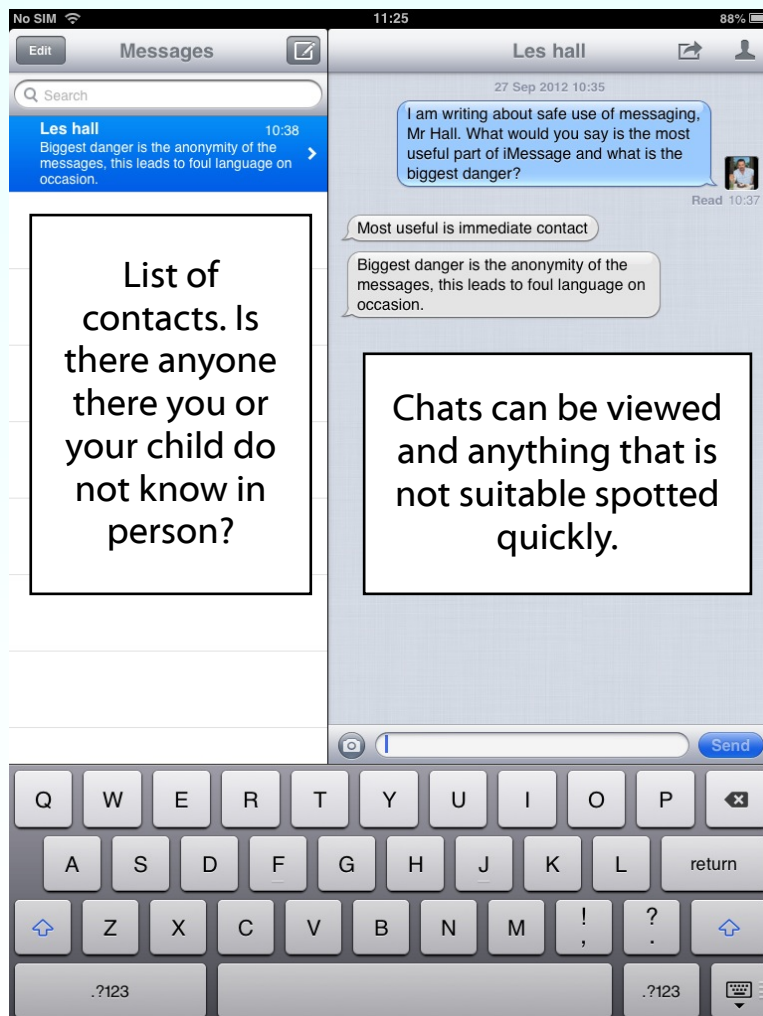
iMessage



iMessage (or Messages as it is also called) is a simple text chat that uses eMail to send a message.

If someone knows your eMail address, they can message you.

This is what iMessage looks like.



List of contacts. Is there anyone there you or your child do not know in person?

Chats can be viewed and anything that is not suitable spotted quickly.

Chats can include photos and the iPad never deletes chats by itself.

If your child is on messages a lot but has no chats listed, why are they deleting them?

If they are receiving unsolicited messages that are offensive, threatening or inappropriate, report the username to the school and we will deal with the student immediately.

A Parent's Guide to iPad eSafety

Communication in an interconnected world

FaceTime, Skype and other video chat apps take messaging to another level and allow real-time video, as well as text messages. The advantage is that you can see the person you are chatting with and so know who they really are.

FaceTime



FaceTime is a video chat application, a bit like Skype. The same safety issues exist in FaceTime as any of these apps. What is the video image your child is sharing and who with?

FaceTime has a recent chats section. This will tell you when your child was video chatting, how long for and and who with.

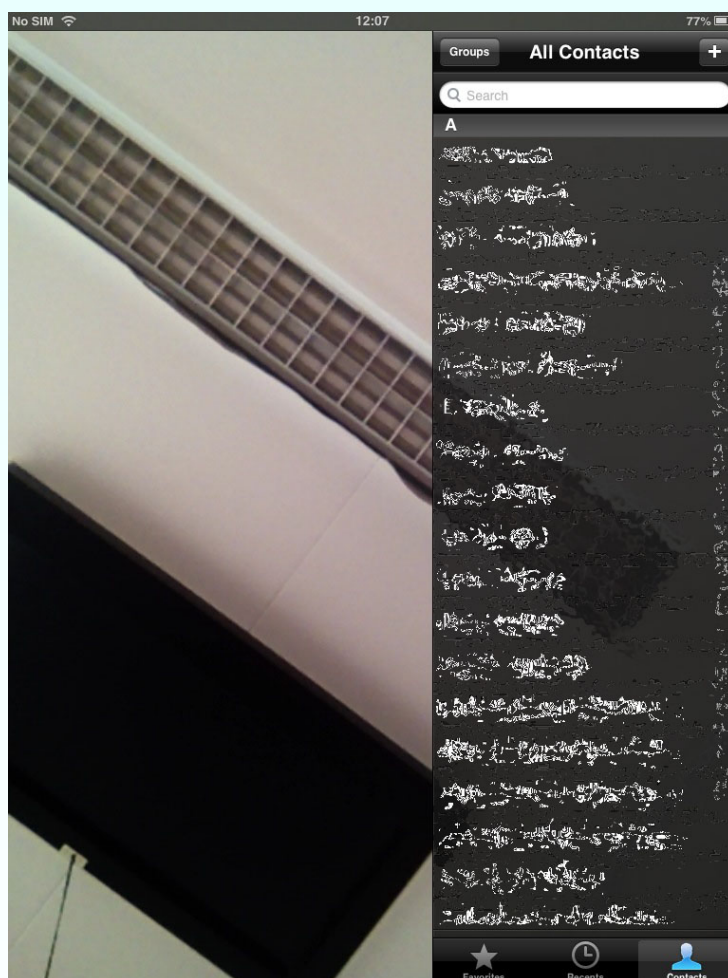
One common use amongst younger students is sharing video of the game that they are playing on the television by pointing the iPad camera at the TV for the other person to watch. Unfortunately, some students might be sharing with people that they have met in online games, letting that person into your home (in a virtual sense).

As with every technology, there are positive uses of FaceTime and we will be exploring these in school, such as virtual exchanges, groupwork outside of school and allowing students to view lessons when they are off school.

As long as they understand important ground rules, they can use it safely.

Always chat with people you know
 Never engage in chats that are offensive
 Do not video chat in bedrooms
 If someone becomes abusive, tell parents

We will take any misuse of FaceTime (or any other video chat app) very seriously.



Recent Chats

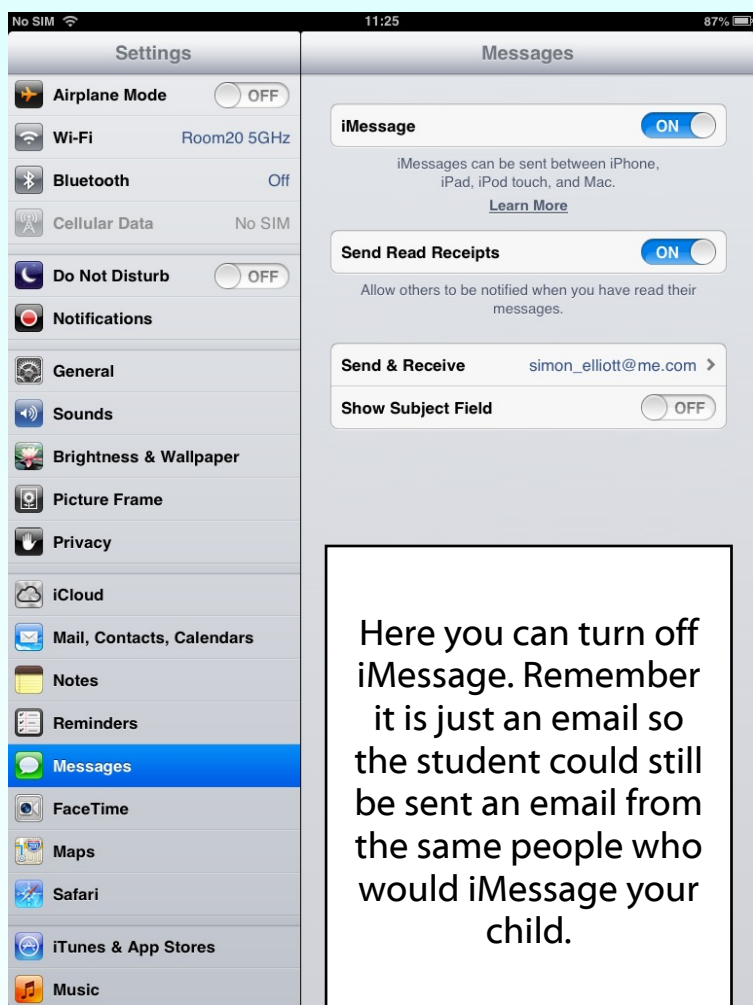
Contacts

A Parent's Guide to iPad eSafety

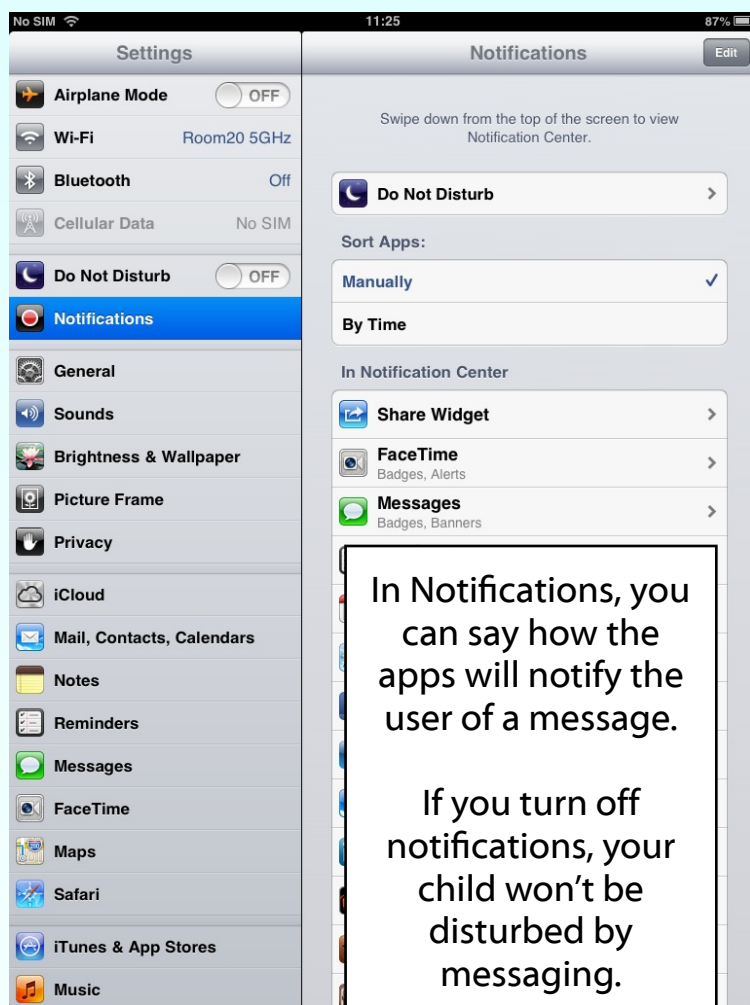
Communication in an interconnected world

There are some settings that you can change to limit how much access iMessage and Facetime have you your data and how long they work for.

Turning iMessage off



Turning Notifications off



The "Do Not Disturb" setting can stop FaceTime accepting calls after a certain time however this is bypassed if the contact has been placed in "Favorites"

The simplest solution is to turn the iPad off when you collect it from the student to place it on charge.

The student should have two eMail accounts set up on the iPad - one for the Apple ID, ending in @me.com and one for the school email, ending in @mountsbay.org.

We will only contact the student on the official school address.

eMails from "iPadUpdates@mountsbay.org" will contain important information that the student should action on their iPad to ensure that it is working effectively at all times.

A Parent's Guide to iPad eSafety

Communication in an interconnected world

Most modern web browsers (Safari, Firefox and Internet Explorer) now have a "Private Browsing" mode. Whilst this might be useful for protecting your web use in a hostile country, it is also used by people to try and hide their internet history

Private Browsing must never be turned on for the school iPads and we would suggest that you watch out for it on any home computer, Mac or PC

Private Browsing should be turned "Off" and other settings should be as shown here.

If the student is using their iPad to search the web, Private Browsing is off but there is nothing in their history, what are they trying to hide?



If you want to protect your whole house, speak to your Internet Service Provider about using Family Safe settings on your Broadband Router.

OpenDNS also offer a free service for families to monitor web use on their computers

Remember that many people who want to continue any unsuitable activities will move to other applications (such as in-game chat) if you block messaging apps. Quietly monitoring internet use, rather than blocking, is the recommended approach.